

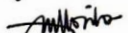


ZAMBOANGA DEL NORTE ELECTRIC COOPERATIVE, INC.
General Luna Street, Dipolog City

BREAKDOWN OF GENERATION CHARGE - For the billing month of OCTOBER, 2017

SOURCE	% to Total kWh Purchased	(A) kWh Purchased	(B) Basic Generation Cost (PhP)	(C) Other Cost adjustments (DAA, NSS, and Other Billing Adjustments) (PhP)	(D = B + C) Total Generation Cost for the Month (PhP)	[D / A] Average Generation Cost (PhP/kWh)
NPC-TSC	68.32%	13,151,800	34,289,257.54	(1,213,140.42)	33,076,117.12	2.5149
BILATERAL CONTRACTS w/ IPPs						
1. TMI	13.46%	2,590,119.12	10,447,897.84	11,950,809.64	22,398,707.48	8.6478
2. MPC	4.86%	936,297.21	6,958,570.47	388,281.84	7,346,852.31	7.8467
3. TSI	13.36%	2,571,622.67	12,142,400.59	6,162,309.88	18,304,710.47	7.1180
SELF-GENERATION	-	-	-	-	-	-
SALE FOR RESALE	-	-	-	-	-	-
OTHERS	-	-	-	-	-	-
SUB-TOTAL	100%	19,249,839	63,838,126.44	17,288,260.94	81,126,387.38	4.2144
50% NET PROMPT PAYMENT DISCOUNT		19,249,839			424,481.22	0.0221
NET GENERATION COST		19,249,839			80,701,906.16	4.1923
OGA - UNDER RECOVERY						(0.0039)
TOTAL						4.1884


Prepared by:


JUSANIE G. MONTON
Tariff & Compliance Specialist

Checked by:


KAREN P. AJIAS
Power Trading & Tariff Supervisor


Reviewed by:


NERI A. LIBRADILLA, REE
Acting CorPlan Manager

Verified by:


FLORDELIZ H. FLORIDA-LAPUT, CPA
Internal Auditor

Attested by:


ADELMO P. LAPUT-CEO
General Manager