



ZAMBOANGA DEL NORTE ELECTRIC COOPERATIVE, INC.
General Luna Street, Dipolog City

BREAKDOWN OF GENERATION CHARGE - For the billing month of **FEBRUARY, 2018**

SOURCE	% to Total kWh Purchased	(A) kWh Purchased	(B) Basic Generation Cost (PhP)	(C) Other Cost adjustments (DAA, NSS, and Other Billing Adjustments) (PhP)	(D = B + C) Total Generation Cost for the Month (PhP)	[D / A] Average Generation Cost (PhP/kWh)
NPC-TSC	89.76%	17,628,074	52,581,506.15	154,070.23	52,735,576.38	2.9916
BILATERAL CONTRACTS w/ IPPs						
1. TMI	1.08%	212,241.82	6,341,267.33	1,123,242.81	7,464,510.14	35.1698
2. MPC	0.08%	15,111.60	2,639,999.15	11,239.92	2,651,239.07	175.4440
3. TSI	9.08%	1,784,216.13	9,646,548.58	4,673,995.37	14,320,543.95	8.0262
SELF-GENERATION	-	-	-	-	-	-
SALE FOR RESALE	-	-	-	-	-	-
OTHERS	-	-	-	-	-	-
SUB-TOTAL	100%	19,639,644	71,209,321.21	5,962,548.33	77,171,869.54	3.9294
50% NET PROMPT PAYMENT DISCOUNT						-
NET GENERATION COST		19,639,644			77,171,869.54	3.9294
OGA - UNDER RECOVERY						(0.0039)
TOTAL						3.9255

Prepared by:


JUSANNE G. MONTON
Tariff & Compliance Specialist



Checked by:


KAREN P. AJIAS
Power Trading & Tariff Supervisor


Reviewed by:


NERI A. LIBRADILLA, REE
CorPlan Manager

Verified by:


FLORDELIZ H. FLORIDA-LAPUT, CPA
Internal Auditor


Attested by:


ADELMO P. LAPUT-CEO
General Manager