






ZAMBOANGA DEL NORTE ELECTRIC COOPERATIVE, INC.
General Luna Street, Dipolog City


BREAKDOWN OF GENERATION CHARGE - For the billing month of JULY, 2012


| SOURCE | % to Total kWh Purchased | (A) kWh Purchased | (B) Basic Generation Cost (PhP) | (C) Other Cost adjustments (DAA, NSS, and Other Billing Adjustments) (PhP) | (D = B + C) Total Generation Cost for the Month (PhP) | [D / A] Average Generation Cost (PhP/kWh) |
|-----------------------------|--------------------------|------------------------|--------------------------------------|---|--|--|
| NPC-TSC | 89.76% | 13,292,390.71 | 39,421,405.80 | 2,027,792.96 | 41,449,198.76 | 3.1183 |
| BILATERAL CONTRACTS w/ IPPs | | | | | | |
| 1. TMI | 10.24% | 1,515,628.29 | 17,301,731.23 | - | 17,301,731.23 | 11.4156 |
| 2 | - | - | - | - | - | - |
| 3 | - | - | - | - | - | - |
| WESM | - | - | - | - | - | - |
| SELF-GENERATION | - | - | - | - | - | - |
| SALE FOR RESALE | - | - | - | - | - | - |
| OTHERS | - | - | - | - | - | - |
| TOTAL | 100% | 14,808,019 | 56,723,137.03 | 2,027,792.96 | 58,750,929.99 | 3.9675 |

Prepared by:

KAREN M. PUGOY
 Budget Officer

Checked by:

MARIETESS L. ZOZOBRAO
 Section Head, Budget, Plan./Control

Reviewed by:

RIEL G. ABEJERO, CPA
 Consumers' Account Dept. Manager

Verified by:

LEONORA I. TIMTIM, MBA
 Finance Manager

Certified correct by:

FLORDEZ H. FLORIDA-LAPUT
 Internal Auditor

Attested by:

ADELMO P. LAPUT
 General Manager - C.E.O.