



**ZAMBOANGA DEL NORTE ELECTRIC COOPERATIVE, INC.**  
 General Luna Street, Dipolog City

BREAKDOWN OF GENERATION CHARGE - For the billing month of JULY, 2016

SOURCE	% to Total kWh Purchased	(A) kWh Purchased	(B) Basic Generation Cost (PhP)	(C) Other Cost adjustments (DAA, NSS, and Other Billing Adjustments) (PhP)	(D = B + C) Total Generation Cost for the Month (PhP)	[D / A] Average Generation Cost (PhP/kWh)
NPC-TSC	44.91%	8,457,437	24,838,069.38	453,318.65	25,291,388.03	2.9904
BILATERAL CONTRACTS w/ IPPs						
1. TMI	21.85%	4,115,420	18,777,592.25	(760,764.24)	18,016,828.01	4.3779
2. MPC	18.28%	3,442,291	14,934,885.84	253,847.59	15,188,733.43	4.4124
3. TSI	14.96%	2,817,210	14,526,740.57	(51,375.42)	14,475,365.15	5.1382
WESM	-	-	-	-	-	-
SELF-GENERATION	-	-	-	-	-	-
SALE FOR RESALE	-	-	-	-	-	-
OTHERS	-	-	-	-	-	-
<b>SUB-TOTAL</b>	<b>100%</b>	<b>18,832,359</b>	<b>73,077,288.04</b>	<b>(104,973.42)</b>	<b>72,972,314.62</b>	<b>3.8748</b>
50% NET PROMPT PAYMENT DISCOUNT		18,832,259			273,227.90	0.0145
<b>NET GENERATION COST</b>		<b>18,832,359</b>			<b>72,699,086.73</b>	<b>3.8603</b>
OGA - UNDER RECOVERY						0.0385
<b>TOTAL</b>						<b>3.8988</b>


Prepared by:

  
**JUSANNIE M. QUISEL**  
 Tariff & Compliance Specialist

Checked by:

  
**KAREN F. AJIAS**  
 Power Trading & Tariff Supervisor


Reviewed by:


  
**CHOCHI J. QUIZO, LIB**  
 CorPlan Manager

Verified by:

  
**FLORDELIZ H. FLORIDA-LAPUT, CPA**  
 Internal Auditor

Attested by:

  
**ADELMO P. LAPUT-CEO**  
 General Manager

  
 7-22-16