




**ZAMBOANGA DEL NORTE ELECTRIC COOPERATIVE, INC.**  
 General Luna Street, Dipolog City


**BREAKDOWN OF GENERATION CHARGE - For the billing month of SEPTEMBER, 2014**

| SOURCE                      | % to Total kWh Purchased | ( A )<br>kWh Purchased | ( B )<br>Basic Generation Cost (PhP) | ( C )<br>Other Cost adjustments (DAA, NSS, and Other Billing Adjustments) (PhP) | ( D = B + C )<br>Total Generation Cost for the Month (PhP) | [ D / A ]<br>Average Generation Cost (PhP/kWh) |
|-----------------------------|--------------------------|------------------------|--------------------------------------|---|--|--|
| INPC-TSC                    | 80.21%                   | 12,427,289.28          | 33,596,086.03                        | 1,553,264.05  | 35,149,350.08  | 2.8284   |
| BILATERAL CONTRACTS w/ IPPs |                          |                        |                                      |   |  |  |
| 1. TMI                      | 15.68%                   | 2,429,605.04           | 21,852,358.74                        | (1,473,566.74)  | 20,378,792.00  | 8.3877   |
| 2. MPC                      | 4.10%                    | 635,656.68             | 7,444,564.61                         | -   | 7,444,564.61   | 11.7116  |
| 3                           | -                        | -                      | -                                    | -   | -  | -  |
| WESM                        | -                        | -                      | -                                    | -   | -  | -  |
| SELF-GENERATION             | -                        | -                      | -                                    | -   | -  | -  |
| SALE FOR RESALE             | -                        | -                      | -                                    | -   | -  | -  |
| OTHERS                      | -                        | -                      | -                                    | -   | -  | -  |
| <b>SUB-TOTAL</b>            | <b>100%</b>              | <b>15,492,551</b>      | <b>62,893,009.38</b>                 | <b>79,697.31</b>  | <b>62,972,706.69</b>                                       | <b>4.0647</b>                                  |
| A - UNDER RECOVERY          |                          |                        |                                      |   |  | <b>0.0385</b>                                  |
| <b>TOTAL</b>                |                          |                        |                                      |   |  | <b>4.1032</b>                                  |


Prepared by:

  
**KAREN M. PUGOY-AJIAS**  
 Budget Officer

Checked by:

  
**FLORDELIZ H. FLORIDA-LAPUT, CPA**  
 CorPlan Dep't. Manager

Reviewed by:

  
**LEONORA I. TIMTIM, MBA**  
 Finance Manager

Verified by:

  
**RIEL G. BEJERO, CPA**  
 Internal Auditor

Attested by:

  
**ADELMO P. LAPUT - CEO**  
 General Manager

 9-16-14